

**EXAM 3****Art 201: Introduction to History of Western Art I**

Fall 2022

100 points total, 15% of final grade

*Read the following questions and directions carefully. When responding to short answer questions, be specific and explain your answers completely.*

**PART 1 Image Identification****(1 point per blank or per question, unless otherwise indicated; 60 points total)**

*Identify each work as indicated and answer the short answer questions regarding that work.*

1. Title \_\_\_\_\_  
 Period \_\_\_\_\_  
 Location (ancient or modern country) \_\_\_\_\_

What architectural innovation (related to the dome) enabled the design of this building and how does it work? (4 points)

---



---



---



---

2. Title \_\_\_\_\_  
 Period \_\_\_\_\_  
 Period Dates \_\_\_\_\_  
 Medium \_\_\_\_\_  
 Location (country) \_\_\_\_\_

Objects like this one were created as a \_\_\_\_\_, or a container used as a repository for sacred \_\_\_\_\_ (a venerated object or body part associated with a holy figure). They were showcased in churches that served as the end point of a \_\_\_\_\_, a long and arduous journey to a holy site.

- 3. Title \_\_\_\_\_
- Period \_\_\_\_\_
- Period Dates \_\_\_\_\_
- Location (country) \_\_\_\_\_

Describe 3 architectural elements found in this building that are representative of this period style. (3 points)

---

---

---

---

- 4. Title \_\_\_\_\_
- Period \_\_\_\_\_
- Period Dates \_\_\_\_\_
- Location (country) \_\_\_\_\_

Where on the building would this work be found? Why was this placement so important? (4 points)

---

---

---

---

- 5. Period \_\_\_\_\_
- Period Dates \_\_\_\_\_
- Medium \_\_\_\_\_
- Location (country) \_\_\_\_\_

How does this sculpture group show influence from earlier styles as well as the development of a new sculptural style? How do the two styles differ? (4 points)

---

---

---

---

6. Title \_\_\_\_\_  
Period \_\_\_\_\_  
Location (country) \_\_\_\_\_

This artwork is evidence of what recent cultural change in the region? How does it show influence from earlier artistic styles? (4 points)

---

---

---

---

7. Title \_\_\_\_\_  
Period \_\_\_\_\_  
Medium \_\_\_\_\_  
Location (country) \_\_\_\_\_

How does this work appeal emotionally to viewers? How does this differ from earlier works of the same subject? (4 points)

---

---

---

---

8. Title \_\_\_\_\_  
Period \_\_\_\_\_  
Medium \_\_\_\_\_  
Location (country) \_\_\_\_\_

This image shows a section of a much larger artwork. What is the primary narrative depicted on the whole work? (3 points)

---

---

---

**PART 2 Images without Full Identification**

**(1 point per question unless otherwise indicated; 40 total points)**

9. Period \_\_\_\_\_

Identify each element (a and b). (2 points each)

a. \_\_\_\_\_

b. \_\_\_\_\_

10. Period \_\_\_\_\_

What iconographic details help us identify the figure at center? (4 points)

---

---

---

11. Period \_\_\_\_\_

What is this type of painting called? \_\_\_\_\_

Why was this type of painting at times controversial? (3 points)

---

---

---

---

12. Period \_\_\_\_\_

What is this type of page called? \_\_\_\_\_

What other medium likely influenced the decorative patterns used here? (3 points)

---

13. Period \_\_\_\_\_

Describe two elements of this building that are representation of the period style. (4 points)

---

---

---

14. Period \_\_\_\_\_

How was this church designed to accommodate large numbers of pilgrims? Describe the specific architectural elements introduced for this purpose. (4 points)

---

---

---

---

15. Period \_\_\_\_\_

What is this structure called? Identify one of its purposes. (4 points)

---

---

---

16. Period \_\_\_\_\_

Identify the purposes of the round building at left and the tower at right. (4 points)

---

---

---

**PART 3 Extra Credit (5 points maximum)**

*Briefly define or discuss five things covered in class since the last exam that you have not yet addressed in this exam. Do not simply list words, names or concepts; you will only receive credit for elaborating on ideas and explaining them.*

**PART 1 Image Identification**


1.



2.




3.





4.




5.



6.



7.






8.



**PART 2 Images without Full Identification**

9.



a

b

10.



11.





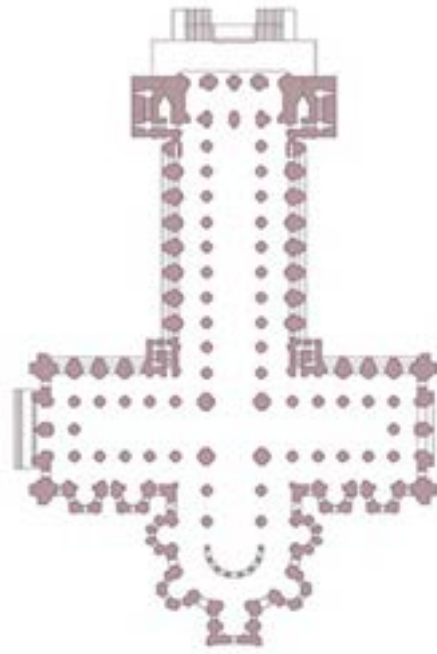
12.



13.



14.



15.



16.

